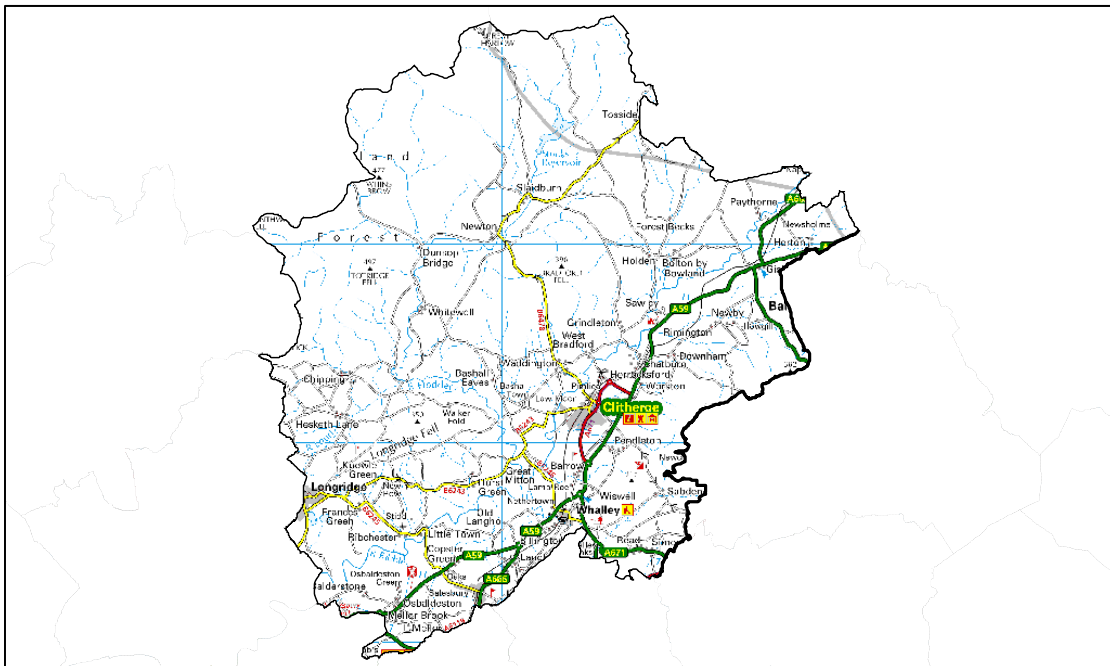


LOCAL AREA PLAN FOR FOOTBALL: RIBBLE VALLEY



LOCAL AREA PLAN FOR FOOTBALL: RIBBLE VALLEY

CONTENTS	PAGE
INTRODUCTION	3
Background	3
Methodology	4
CONTEXT	5
Demographic profile	5
Indices of multiple deprivation	5
Active People	7
CAS data	8
SECTION 1: CLUBS	9
SECTION 2: TEAMS	14
SECTION 3: LEAGUES	18
SECTION 4: FACILITIES	22
APPENDIX 1 – LOCAL AREA PLAN OUTLINE	26
APPENDIX 2 – CLASSIFICATION CRITERIA FOR PITCHES AND CHANGING ROOMS	30
APPENDIX 3 - REFF SUMMARY OF CLUB/TEAMS/LEAGUES/HOME GROUNDS	31



LOCAL AREA PLAN FOR FOOTBALL: RIBBLE VALLEY

INTRODUCTION

This report sets out the context for the development of a local area plan for football in the local authority area of Ribble Valley. Initially, it focuses on using available data to develop a picture of the current state of the football infrastructure in Ribble Valley and examines:

- Clubs.
- Teams
- Leagues.
- Facilities.

It is intended that the findings will be used as a starting point for further discussion with the football community in Ribble Valley. This will enable exploration of the factors behind the issues identified in this report. The findings of this report are based on data collected through the annual affiliation process and stored in the County Administration System (CAS). As far as we are aware, the data is correct. However, it is recommended that the first step in discussing the report should be to validate this data.

The final step in this process will be to develop a local area plan, which will deal directly with the identified issues and, at the same time, deliver against national Football Association (FA) priorities and targets. This will be based on a fully documented, robust status of football in Ribble Valley to ensure that interventions will make a discernible difference by dealing with identified areas of need. A skeleton plan summarising the key issues and outlining potential salutations is appended. This is not meant to be prescriptive, but merely provide a stimulus for discussion about the key actions that will help move football forward in Ribble Valley.

BACKGROUND

The FA National Game Strategy puts in place a clear vision for the development of football up to 2012. The FA defines the 'National Game' as all football played in England, both recreational and structured, other than the FA Premier League and Football League.

This plan is important to provide a clear sense of direction to everyone in the game, lay out the priorities and importantly describe how The FA, working with a wide range of partners, will seek to deliver these priorities. The plan aims to deliver against the overall purpose of The FA to 'lead the successful development of football at every level'.

In order to develop a single plan for football, the research and consultation behind the strategy has been wide and exhaustive. This has included a national web-site questionnaire, a series of regional consultation events, and discussions with a diverse stakeholder group including Government, Sport England, County FAs, leagues, clubs, referees, spectators, volunteers and most importantly, players.



LOCAL AREA PLAN FOR FOOTBALL: RIBBLE VALLEY

The FA would like to thank the estimated 15,000 people who have contributed to the development of this strategy.

The FA believes the messages from this research and consultation have given a clear indication to the overall priorities and challenges facing the game today. In summary, this strategy aims to deliver these priorities:

- ❑ Growth and retention – increasing the number of players and addressing retention.
- ❑ Raising standards and addressing abusive behaviour – creating a safe and positive environment.
- ❑ Developing better players – focusing on improving the quality of the 5-11 age group.
- ❑ Running the game effectively – leading and governing the game.

To do this successfully The FA recognises the following three enablers are critical, namely:

- ❑ Workforce – recruiting and developing a highly skilled and diverse paid and volunteer workforce.
- ❑ Facilities – improving the quality and access of training and playing facilities.
- ❑ Promotion – effective marketing, PR and communications.

METHODOLOGY

The data in these reports derives from the County Administration System (CAS). County football associations (CFAs) use CAS to record the levels of affiliated football in each county. It details the numbers of clubs, teams, leagues played in and which pitches are used. Data is linked to the Register of English Football Facilities (REFF) – this is used to locate the 'home' ground of each team and allocate it to a local authority. Additional information on facilities has been sourced through Active Places.

This analysis thus forms the basis for this report outlining the basic information for affiliated football in the Borough, including:

- ❑ The number of clubs.
- ❑ The number of teams attached to the clubs.
- ❑ The leagues that those teams play in.
- ❑ The facilities used by the teams, including identifying those clubs that have a long-term lease on a facility.

As noted earlier, the data used in this report provides a snapshot of football in Ribble Valley. Before proceeding to developing a local area plan for football, it is recommended that the data (particularly that contained in the facilities section) is validated through clubs and others involved in football locally.



LOCAL AREA PLAN FOR FOOTBALL: RIBBLE VALLEY

CONTEXT

This section provides a brief overview of Ribble Valley.

Demographic profile

According to the 2001 Census information, Ribble Valley has a population of around 53,960. Under half the Borough's population (48.9%) is female. It is also relatively youthful for a rural Borough, with nearly one in five people (19.7%) aged between 0-15 years old, falling just below the regional (20.7%) and national (20.2%) averages.

The Borough's ethnic make-up is predominantly white (98.4%). This compares to a regional average of 94.4% and a national average of 90.9%.

Index of multiple deprivation

The Index of Multiple Deprivation provides a means by which to identify the levels of deprivation in England.

Analysis of data for Ribble Valley shows that none of its 40 super output areas (SOAs) lie in the 30% most deprived in England. Only in terms of barriers to access to housing and services can parts of the Borough be considered to be deprived, with five SOAs (12.5%) in the 10% most deprived and one further SOA in the 20% most deprived for this category.



LOCAL AREA PLAN FOR FOOTBALL: RIBBLE VALLEY

Figure 1: Ribble Valley IMD ranking indicating main urban settlements

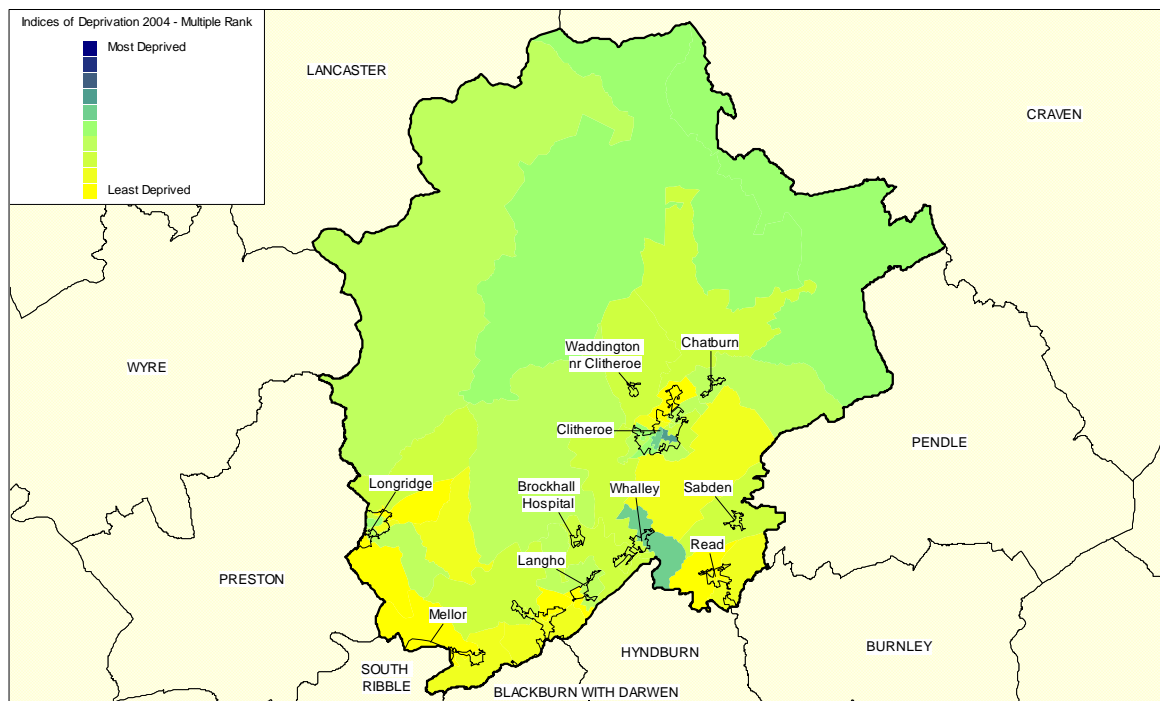


Table 1: Ribble Valley deprivation analysis

IMD Rank Percent	Population in band	% Population in Band	Cumulative Population	Cumulative % of Population
0-10	0	0.0%	0	0.00%
10-20	0	0.0%	0	0.00%
20-30	0	0.0%	0	0.00%
30-40	1340	2.5%	1340	2.48%
40-50	2880	5.3%	4220	7.81%
50-60	6950	12.9%	11170	20.67%
60-70	11110	20.6%	22280	41.22%
70-80	12050	22.3%	34330	63.52%
80-90	10620	19.6%	44950	83.16%
90-100	9100	16.8%	54050	100.00%

The table illustrates the proportion of the population that lives in each 10% band in terms of multiple deprivation. For example, none of Ribble Valley's population lives in areas that are in the 30% most deprived in England; and only 7.81% live in the 50% most deprived SOAs.



LOCAL AREA PLAN FOR FOOTBALL: RIBBLE VALLEY

Active People

The Active People survey, commissioned by Sport England, provides detail on levels of participation in sport and physical activity for each local authority in England (gathered through 1,000 interviews in each area). The results for Ribble Valley are shown below.

Table 2: Active People survey results for Ribble Valley¹

Indicator	Ribble Valley			Lancashire			Northwest		
	Tot	M	F	Tot	M	F	Tot	M	F
At least 3 days a week x 30 minutes moderate participation	24.3	29.1	19.8	20.8	23.9	17.9	20.6	24.4	17.1
Club member	25.0	27.7	22.6	23.9	28.2	19.9	24.9	29.3	20.7
Taken part in organised competitive sport in last 12 months	15.4	20.4	10.9	14.0	20.0	8.3	14.5	20.9	8.6
Football – indoor	3.2	5.2	1.7	2.5	4.9	0.3	2.7	5.3	0.3
Football - outdoor	5.7	10.3	1.4	5.6	10.5	1.0	5.9	11.3	0.9
Football - total	8.4	15.0	2.3	7.3	13.9	1.2	7.7	14.7	1.1

Overall, Ribble Valley has the 4th highest lowest level of participation in sport and physical activity (as measured by 3x30 minutes participation) in the Northwest region. This means that there is a high base of overall participation in Ribble Valley. However, participation in football is slightly lower than in the neighbouring authority of Blackburn with Darwen.

The data also shows that of those that play outdoor football:

- In Ribble Valley, 13.4% also play indoor football.
- In Lancashire, 30.6% also play indoor football.
- In the Northwest, 35.3% also play indoor football.

Of those that play indoor football:

- In Ribble Valley, 7.4% also play outdoor football.
- In Lancashire, 13.7% also play outdoor football.
- In the Northwest, 16.1% also play outdoor football.

Key issue for further exploration

There is strong overall participation in Ribble Valley. Rates of participation in football are above county and regional averages, but below those seen in Blackburn, for example. What are the reasons for this? Is football 'punching its weight' in terms of participation? Is there any scope for football to increase its contribution to overall participation and how can this be achieved? There appears to be much less cross-over between indoor and outdoor football than in the rest of the County and the Northwest region. What are the factors for this, e.g., no indoor football in area.

¹ Care should be taken in the interpretation of results for individual sports, due to low sample numbers



LOCAL AREA PLAN FOR FOOTBALL: RIBBLE VALLEY

CAS data

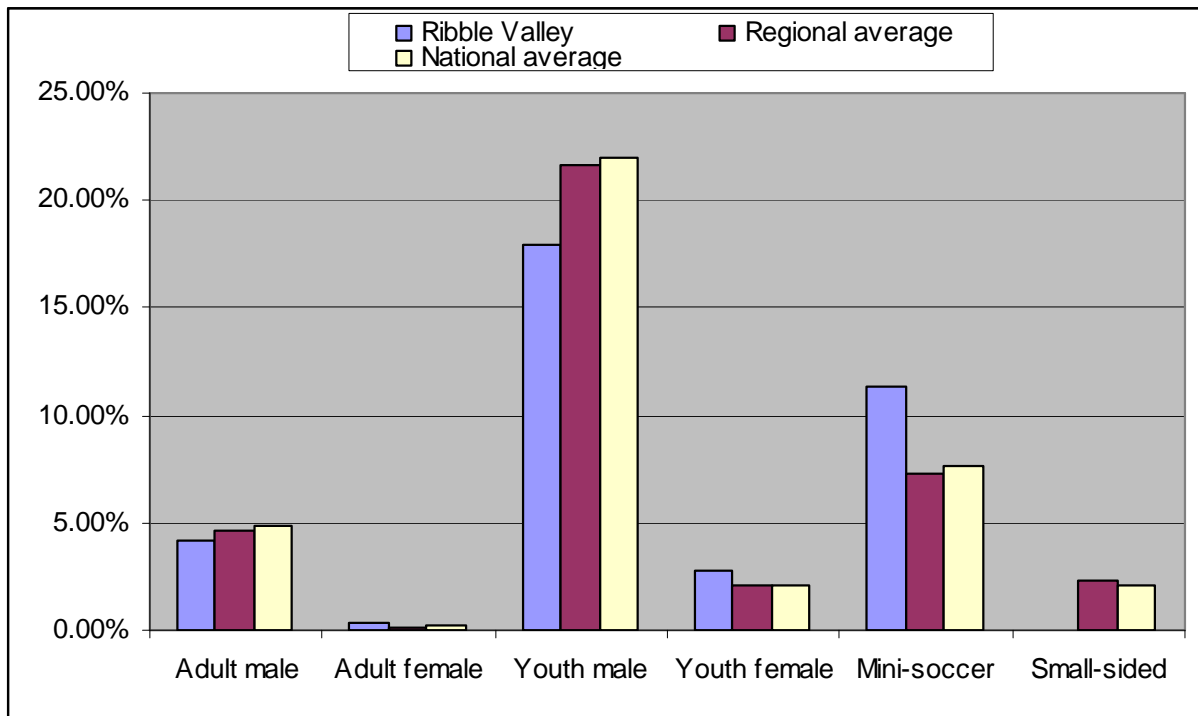
Ribble Valley has a mixed pattern of participation compared to national and regional averages. It is below for adult and youth male football, but above for all female football and mini-soccer.

Table 3: CAS data for Ribble Valley

Local Authority	LFP	Adult 11-a-side		Youth 11-a-side		Mini-soccer	Small-sided
		Male	Female	Male	Female	Mixed	
Ribble Valley	Lancashire	4.2%	0.3%	17.9%	2.8%	11.3%	0.0%
Regional average		4.6%	0.1%	21.7%	2.1%	7.3%	2.3%
National average		4.9%	0.2%	22.0%	2.1%	7.6%	2.1%
Total no. of teams for Ribble Valley		26	2	26	4	30	0

(NB - assumes 10 players in a mini-soccer team and 15 players in 11-a-side team)

Figure 2: CAS data for Ribble Valley



Key issue for further exploration

Why is female 11-a-side youth participation strong? Is this due to mainly one club or representative of a good structure in place across the Borough to capture those females that want to play football? Mini-soccer is also higher than average – this would suggest a good club structure is in place – is this the case on the ground? Why is this strong participation not reflected at youth and adult male?



LOCAL AREA PLAN FOR FOOTBALL: RIBBLE VALLEY

SECTION 1: CLUBS

Aim of section

To understand club structure in Ribble Valley in terms of:

- The number of clubs in Ribble Valley and the levels at which they play (senior, youth, mini, small-sided).
- The number of teams operated by each club.
- The extent to which clubs have their own ground - lease/own.
- The number of Charter Standard clubs in Ribble Valley.

In total, there are 24 clubs playing football in competitive league structures in Ribble Valley (some teams from these clubs may play outside the Borough – this is detailed in the next section).

The table below summarises each of these clubs, in terms of the number of teams they operate at each of the different age group levels.

Table 4: Summary of football clubs in Ribble Valley

Club	No. of teams				Borough total	Total in club
	Adult	Youth	Mini	Small		
AFC Longridge	1	0	0		1	1
Blackburn Rovers Ladies F.C.	1	2	0		3	3
Chatburn F.C.	1	0	0		1	1
Chipping Junior F.C.	0	0	1		1	7
Clitheroe F.C.	1	0	0		1	1
Clitheroe FC Ladies	1	0	0		1	1
Clitheroe Lions F.C.	1	0	0		1	1
Clitheroe Royal British Legion F.C.	1	0	0		1	1
Clitheroe Wolves F.C.	1	14	7		22	22
Dog Music and Sports Bar F.C.	1	0	0		1	1
Grindleton F.C.	2	0	0		2	2
Horseshoe F.C.	1	0	0		1	1
Hurst Green F.C.	2	0	0		2	2
Langho F.C.	2	2	6		10	14
Longridge Town F.C.	3	0	0		3	3
Longridge Town Junior F.C.	1	5	3		9	9
Low Moor F.C.	1	0	0		1	1
Readstone United Junior F.C.	0	2	2		4	10
Ribchester Junior F.C.	0	1	8		9	9
Rimington F.C.	2	0	0		2	2
Sabden F.C.	1	0	0		1	1



LOCAL AREA PLAN FOR FOOTBALL: RIBBLE VALLEY

Club	No. of teams					
	Adult	Youth	Mini	Small	Borough total	Total in club
Waddington F.C.	2	0	0		2	2
WFC Clitheroe	1	0	0		1	1
Whalley Juniors F.C.	1	4	3		8	8
	28	30	30	0	88	104

- In Ribble Valley the club to team ration is 1:3.6 (i.e., each club generates, on average, 3.6 teams). This is better than Blackburn which generates on average 3.2 teams per club.
- Around a third of clubs in the Borough have youth teams (33%). This is significantly less than neighbouring authorities (e.g. 48% of teams in Blackburn have youth teams).
- All 60 youth teams are operated by just eight clubs in the Borough. This equates to an average club to team ratio of 1:7.9.
- All clubs with youth teams also field mini-soccer teams.
- Five of the 28 (18%) clubs field both adult and youth teams.

Key issue for further exploration

There are, on average, 3.6 teams per club – is this an acceptable level?

Youth club structure appears very strong, with only eight clubs fielding a total of 60 teams – what support has gone into this? Does this adequately for demand at this level or are more clubs required?

Around 40% of clubs only operate one tea – where do these players come from? Is this acceptable, or sustainable? Are there any links with youth clubs?

Only 18% of clubs have adult and youth teams – is this acceptable? Where do players progress to at U16/U18 level when youths come to and end?

Location of clubs/teams

There are four clubs in Ribble Valley, which have some teams that play outside the Borough. In total, only 8% of teams from Ribble Valley based clubs play their competitive fixtures outside Ribble Valley (compared to 3% in Blackburn).

Table 5 : Summary of clubs with teams playing inside/outside Ribble Valley

Club	Total no. of teams	Number playing outside Ribble Valley	Proportion playing outside Ribble Valley (%)	Trend analysis
Chipping Juniors	7	6	86%	The Club's U10 mini-soccer team plays its matches at St. Mary's CE School in Garstang, which is just inside Ribble Valley Borough. Club is a Preston



LOCAL AREA PLAN FOR FOOTBALL: RIBBLE VALLEY

Club	Total no. of teams	Number playing outside Ribble Valley	Proportion playing outside Ribble Valley (%)	Trend analysis
				based club.
Clitheroe Wolves	23	1	5%	The Club's U11 team plays at Moor Park, located in Preston.
Langho FC	14	4	29%	Club is located towards the South of the Borough, and therefore four of its youth teams play at Northcote Lane in Blackburn.
Readstone United	10	6	60%	Club has teams that play in both Burnley and Pendle.

Some of the youth clubs have teams that play in neighbouring local authorities. There is no significant trend to this. For example, Clitheroe Wolves has a girls' team playing in Preston, whilst Langho FC is located towards the south of the Borough and therefore has easy access to pitches in Blackburn. However, it could suggest that there is an insignificant number of youth pitches to accommodate these teams.

Key issue for further exploration

There are four clubs that have teams playing outside Ribble Valley. Why do these clubs play outside of Ribble Valley, e.g., competition structure (this may be the case for Clitheroe Wolves), lack of/quality of facilities, choice? Are facility managers and/or league officials aware of any other teams that play outside the Borough?



LOCAL AREA PLAN FOR FOOTBALL: RIBBLE VALLEY

Large clubs

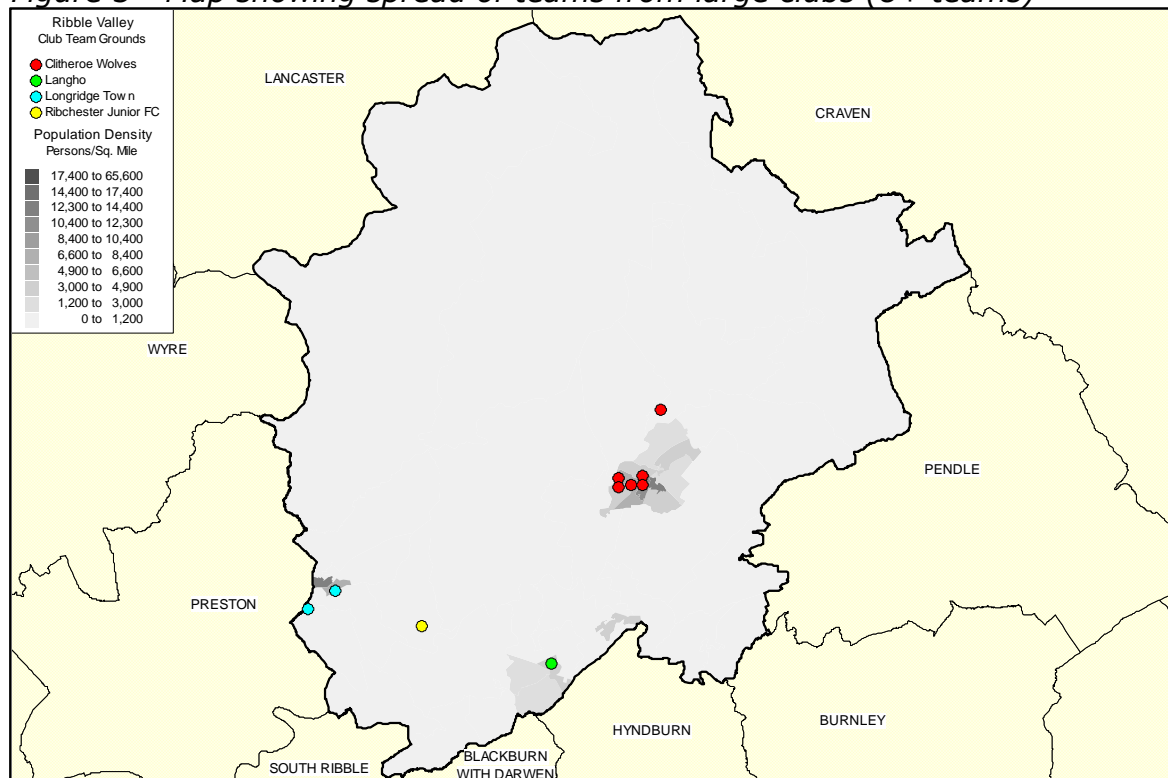
There are four clubs in Ribble Valley with eight or more teams. The table below shows the spread of grounds used by the teams for these clubs.

Table 6 – Details of clubs with 8+ teams and ground locations

Club	No. of teams	Grounds used
Clitheroe Wolves	22	<ul style="list-style-type: none"> ▪ Edisford Playing Fields ▪ Waddington Playing Fields ▪ West Bradford Playing Fields ▪ Moorland School ▪ Oakhill College ▪ Penwortham Holme
Langho	10	<ul style="list-style-type: none"> ▪ Rydings
Longridge Town	9	<ul style="list-style-type: none"> ▪ Higher College Farm ▪ Mardale Playing Fields
Ribchester Junior FC	9	<ul style="list-style-type: none"> ▪ Ribchester Recreation Ground

Both Longridge Town and Clitheroe Wolves are spread across more than one site to accommodate their teams. In particular, Clitheroe Wolves plays across six sites.

Figure 3 - Map showing spread of teams from large clubs (8+ teams)



LOCAL AREA PLAN FOR FOOTBALL: RIBBLE VALLEY

Key issue for further exploration

Why does Clitheroe Wolves play at six different sites? Is this due to the lack of a single, multi-pitch venue in the Borough, or is it due to competition (e.g. central venue league). Does it feel it is effectively forced to play elsewhere because of the standard of/access to facilities or the level of competition; or does it play elsewhere simply because it chooses to? Does this have any impact on the club and its development?

Charter Standard status

There are six Charter Standard clubs in Ribble Valley. Of these, one has achieved 'Development' status, whilst the rest are 'Charter' status.

Table 7: Charter Standard clubs in Ribble Valley

Club	Status	Year attained	No. of teams
Clitheroe Wolves	Development	2003	22
Chipping Juniors	Charter	2004	7
Longridge Town Juniors	Charter	2006	9
Wilpshire Wanderers	Charter	2004	13
Longridge Town	Charter	2006	3
Mellor Juniors	Charter	2005	11

Of the 24 clubs in Ribble Valley, six (25%) have achieved Charter Standard status. This compares to 9% of clubs in Blackburn.

In terms of teams, 65% operate within a club that has Charter Standard status.

Key issue for further exploration

Ribble Valley has a higher percentage of Charter Standard clubs than either Blackburn or Oldham – why is this?

What has been done to proactively target clubs to achieve CS status; what are the barriers to achieving CS status; what benefits are available/needed to be put in place to encourage clubs to secure CS status. Is there scope to increase the number of CS clubs in Ribble Valley?



LOCAL AREA PLAN FOR FOOTBALL: RIBBLE VALLEY

SECTION 2: TEAMS

Aim of section

To understand the teams playing competitive matches in Ribble Valley in terms of:

- How many teams in Ribble Valley at which level.
- Range of leagues.
- Where does each team play its matches.

Number of teams

The table below shows, for each form of football, the number of Ribble Valley based teams.

Table 8: Number of teams at each age group

Age group	No. of teams (total)	No. of mixed teams	No. of teams (male)	No. of teams (female)
Under 7	4	4	Mixed	Mixed
Under 8	6	6	Mixed	Mixed
Under 9	9	9	Mixed	Mixed
Under 10	11	11	Mixed	Mixed
Under 11	5	-	5	0
Under 12	4	-	4	0
Under 13	4	-	4	0
Under 14	7	-	6	1
Under 15	3	-	2	1
Under 16	7	-	5	2
Under 17	1	-	1	0
Under 18	2	-	2	0
Adult	25	-	23	2
TOTAL	88	30	83	5

- ❑ There is a total of 88 teams playing in Ribble Valley. This equates to a ratio of one team per 613 of population (based on the 'eligible' playing population of 53,960, taken from the 2001 Census, as used to assess CAS figures). This compares to one team per 281 in Blackburn. However, Ribble Valley is much less densely populated.
- ❑ Around a third of the total number of teams (34%) play mini-soccer. It should be noted that the proportion of girls playing at this level cannot be ascertained due to the mixed nature of the teams.
- ❑ Of the 88 teams in Ribble Valley, five (6%) are classed as female only teams. However, as referenced previously, there could be a significant number of girls playing football at mini-soccer level.
- ❑ At youth level, the highest number of teams is at U10 level (11). However, it is unlikely that this number of teams will carry through to U11 age group as a mini-soccer team only contains seven players and a number of teams will



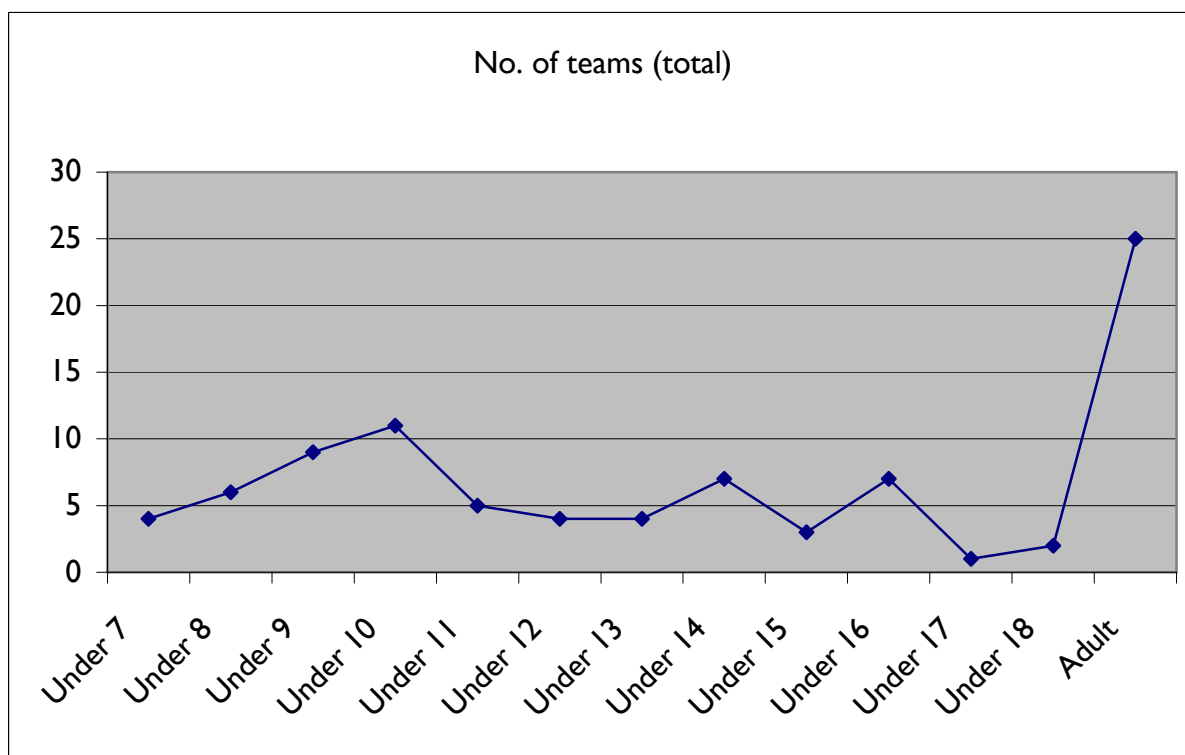
LOCAL AREA PLAN FOR FOOTBALL: RIBBLE VALLEY

reduce in order to gain the requisite number of players to make an 11-a-side squad (i.e. in theory it takes two mini-soccer teams to make one 11-a-side team).

- There is a significant drop off post-U16 level to teams competing at U17 (seven at U16 to one at U17). This is a trend not exclusive to Ribble Valley. The one team at U17 plays in the Blackburn, Hyndburn, Darwen and District League.

The figure below plots the change in the number of teams across age groups in Ribble Valley. It shows that the number generally increases with age to peak at the under 10 age group. It then declines sharply at U16 level.

Figure 4: Number of teams in Ribble Valley at each age group



Key issue for further exploration

- The peak participation age is U10. This is the last year of mini-soccer (i.e. 7-a-side football) before the teams progress to 11-a-side, so it is expected to be some drop off between this transition due to the increase in players required to make a team.
- There is a small number of teams offering competitive opportunities for girls from the under 11 age group onwards. Is this adequate to cater for the demand amongst girls for football? If not, why not and what can be done to increase the number of teams catering for girls in Ribble Valley?
- Participation declines sharply at U16 level? Why? In particular, at under 17 level, does the small number of teams at this age group (and under18) have any impact on the transfer from youth to senior football?
- Why do clubs not offer competitive opportunities at under 17/18 level, despite the fact that the Blackburn, Darwen and Hyndburn League offers competitive opportunities at this level.



LOCAL AREA PLAN FOR FOOTBALL: RIBBLE VALLEY

Teams and leagues

This section summarises the relationship between teams and leagues in Ribble Valley.

Table 9: Leagues containing Ribble Valley teams

League	Type	No. of teams in league	No. of Ribble Valley teams	% of teams in league playing in Ribble Valley
Accrington & District Training League	U9	16	2	13%
	U10	18	2	11%
	U11	19	2	11%
	U13	18	1	6%
	U14	19	1	5%
	U15	16	1	6%
	U16	12	1	8%
Blackburn, Darwen, Hyndburn & District League	U7	17	2	12%
	U8	20	3	15%
	U9	15	3	20%
	U10	20	3	15%
	U12	26	2	8%
	U13	23	1	4%
	U14	15	1	7%
	U15	13	1	8%
	U16	22	3	14%
U17	10	1	10%	
U18	10	1	10%	
Central Lancashire Junior League	U11	35	1	3%
	U12	34	1	3%
	U13	35	1	3%
	U14	37	1	3%
	U16	27	1	4%
	U18	1	1	100%
Craven District FA League	Senior	4	1	25%
Devonshire Carpets Craven League	Senior	45	6	13%
East Lancashire Football League	Senior	45	8	18%
FA Women's Premier League	Senior	12	1	8%
Harry Dewhurst Memorial League	Senior	19	2	11%
Lancashire Evening Post Sunday League	Senior	84	2	2%
Lancashire FA Girls League	U14	20	1	5%
	U16	13	1	8%
	Senior	16	1	6%
Mid Lancashire Colts Junior Football League	U8	32	1	3%
	U9	38	1	3%
Football League	U10	38	2	5%
North Valley Youth	U8	18	1	6%



LOCAL AREA PLAN FOR FOOTBALL: RIBBLE VALLEY

League	Type	No. of teams in league	No. of Ribble Valley teams	% of teams in league playing in Ribble Valley
League	U9	21	1	5%
	U10	17	1	6%
	U11	20	1	5%
	U14	12	1	8%
	U15	2	1	50%
	U16	11	1	9%
Northern Premier League	Senior	44	1	2%
NULL (unknown according to data)	U7, U8, U9, U10, U11, Senior	-	9	-
Pendle Charity League	Senior	33	1	3%
Preston & District League	Senior	61	2	3%
Preston City Football Development League	U12	15	1	7%
Warburton Youth League	U13	13	1	8%
	U14	16	2	13%

- There are 17 leagues containing teams from Ribble Valley. However, they are all located in surrounding local authorities rather than in Ribble Valley. Ten of these are senior leagues. This compares to nine leagues serving senior teams in Blackburn.
- As can be seen, nine teams play in leagues which, according to the CAS data, is listed as 'NULL'. This should be verified according to local knowledge.
- Only one team in Ribble Valley plays in the Northern Premier League, which is in the National League system.

Key issue for further exploration

There are no Ribble Valley based leagues, so teams have to compete in leagues in surrounding local authorities. Does this impact on club/team development, or is it something that is 'accepted'?



LOCAL AREA PLAN FOR FOOTBALL: RIBBLE VALLEY

SECTION 3: LEAGUES

Aim of section

To understand the league structure in Ribble Valley in terms of:

- Leagues that have Ribble Valley based teams playing in them (defined by teams using facilities within Ribble Valley Borough).
- Assessing the geographical spread of teams in leagues serving Ribble Valley.
- Based on when each league plays its matches, the average number of matches per week played on Ribble Valley pitches.

Leagues with Ribble Valley teams

Full detail of leagues containing Ribble Valley teams is provided in the previous section. There are 17 leagues with Ribble Valley teams, ten of which play at senior level.

Structures

Figure 5 illustrates the structure of leagues within which Ribble Valley teams play.

Mini-soccer

There are five leagues containing mini-soccer teams in Ribble Valley. The major league is the Blackburn, Darwen, Hyndburn and District League, with a total 11 teams altogether at mini-soccer level.

The Mid-Lancashire Colts League has mini-soccer only sections and does not feed into youth sections, which means that there is no natural progression for teams into 11-a-side football. This means that teams have to leave the League and join another one in order to progress.

Key issue for further exploration

The Mid-Lancashire Colts League operates in isolation with no apparent progression to youth football – is there a transition actually in place? If not, is there a reason for this?
There is no natural choice for mini-soccer teams – how do they choose a particular league? Are all the leagues sustainable in the longer term or is there a case for merger?

Youth

A high proportion of youth clubs play in the Blackburn, Darwen, Hyndburn and District League. This league provides opportunities for mini-soccer through to U18 (youth) level.

There are eight youth leagues altogether, of which three do not have a natural mini-soccer feed (Central Lancashire Junior League, Lancashire & Morecambe League and the Warburtons League). This could significantly disadvantage these leagues against those with mini-soccer sections.



LOCAL AREA PLAN FOR FOOTBALL: RIBBLE VALLEY

The Warburtons League is a Burnley-based league, whilst the North Valley Youth League is based in Pendle. The fact that teams from Ribble Valley play in these leagues is indicative of the lack of a youth league in Ribble Valley. It does, however, appear that surrounding league structures are sufficient for teams in the Borough.

Key issue for further exploration

Are those leagues without mini-soccer sections significantly disadvantaged in terms of recruitment of teams?

Clubs play in a variety of youth leagues. How do they choose a particular league? Are all the leagues sustainable in the longer term or is there a case for merger?

Only three teams play at U17 and U18 level in the Blackburn, Hyndburn, Darwen and District League. However, there is 88% drop-off between U16 (youth) and U17 (youth) level in terms of Ribble Valley teams.

The North Valley League also offers opportunity at U17 and U18 level, but has no teams from Ribble Valley.

Key issue for further exploration

Why is there such a poor take-up of youth (U17/U18) football? Are players transferring to senior football or are they dropping out? If so, why, e.g., may still have transport problems, but parents less likely to take responsibility for this? Is there an absence of facilities, which makes it difficult for youth teams to find somewhere to play? Is the standard of play appropriate? Do coaches/team managers/other volunteers cease their involvement at under 16 level?

Senior

There are ten senior leagues containing Ribble Valley based teams. The majority of teams play in the East Lancashire Football League. The Lancashire FA Girls League is the only senior league offering offers both youth and senior football. Otherwise, all senior leagues operate in isolation and do not have a link with any of the youth leagues in the Borough.

Only one team competes in the National League System – Clitheroe FC, which participates in the Northern Premier League.

Key issue for further exploration

Is there a reason senior leagues do not link to any of the youth leagues? Would such links have any benefits?



LOCAL AREA PLAN FOR FOOTBALL: RIBBLE VALLEY

This diagram illustrates the league coverage in Ribble Valley. It indicates the age groups covered by each league.

Figure 5: League structures in Ribble Valley

	Accr & Dis Train League	Blackburn, Darwen, Hyndburn & Dis	Central Lancashire Junior League	Craven & District League	Devonshire Carpets Craven & District	East Lancashire Football League	Harry Dewhurst Memorial League	Lancashire Evening Post Sunday League	Lancashire FA Girls League	Mid Lancashire Colts League	North Valley Youth League	Northern Premier League	Pendle Charity League	Preston & District League	Warburton Youth League
U7															
U8															
U9															
U10															
U11															
U12															
U13															
U14															
U15															
U16															
U17															
U18															
Adult															

Key issue for further exploration

Most, but not all of the leagues offer mini and youth football – what are the reasons for this? Does it have any impact on participation (e.g., retaining clubs/teams)

As there appear to be no formal links between youth and senior football (the only link is the Lancashire FA Girls League), how do players transfer from one form to the other? Does it have any impact on participation and retention of players?

The Mid-Lancashire Colts League offers mini-soccer competition – where do teams progress to at U11?

Four leagues offer some form of youth football (i.e., beyond under16). Is there any reason why other leagues do not offer youth football?



LOCAL AREA PLAN FOR FOOTBALL: RIBBLE VALLEY

Competitive fixtures

As has previously been referenced, 88 teams play on facilities inside the Borough. It can therefore be assumed that, as a guide, half of these teams play home matches on any given week, thus assuming that the other half play away matches, possibly against other teams in the Borough. It can therefore be assumed that, on an average week, there are 44 competitive matches played in the Borough.

It should be noted that the information contained within this section should be considered subordinate to an up-to-date playing pitch strategy, which provides a more accurate analysis of the temporal supply and demand for pitches in the Borough.

Saturday youth football appears to be the peak time for playing football in Ribble Valley, although the leagues are spread quite equally across Saturdays and Sundays. This is due to the high number of different leagues that teams participate in.

Key issue for further exploration

- Are there enough pitches at peak time to accommodate all the matches in the Borough? Whilst there may be a sufficient quantity of pitches to take 44 matches on a weekly basis, to what extent does the pitch stock quality limit the number of matches on each site?
- Is the reason for the large number of leagues serving the Borough to overcome a lack of facilities on a particular day?
- Are the leagues covering Ribble Valley flexible to facilitate staggered kick off times, rather than insist on a blanket start time?
- If in place, an up-to-date playing pitch strategy summarises in more detail these issues and any pitch improvements should be made in line with the priorities identified in the strategy. If an up-to-date strategy is not in place then this should be a priority for the Borough Council.



LOCAL AREA PLAN FOR FOOTBALL: RIBBLE VALLEY

SECTION 4: FACILITIES

Aim of section

To understand the use of facilities in Ribble Valley:

- Quantitative audit of football facilities in Ribble Valley – senior, youth, mini, STP.
- Training facilities.
- Summary of historic Football Foundation capital investment.
- To provide a basis to verify that the facilities available in the Borough are consistent with local knowledge.

The following table summarises the number of grass pitches in the Borough.

Table 10 – Sites with grass pitches in Ribble Valley

Source	Site name	Senior football	Youth football	Mini football
AP	Alston Lane RC School		1	
AP	Balderstone CE School	1		
AP	Barrow Primary School		2	
AP	Blackburn Rovers FC Football Academy	5	1	
AP	Bowland High School	2		
AP	Brabins		1	
AP	Brock Hall Training Ground	5		
AP	Calderstones	1		
AP	Chatburn CE School	1		
AP	Clitheroe Castle		2	
AP	Clitheroe Royal Grammar School	6	3	
AP	Edisford Playing Fields		4	
AP	Gisburn Playing Fields		1	
AP	Grindleton	1		
AP	Hillside School		1	
AP	Kestor Lane Recreation Ground	1		
AP	Langho FC Juniors	2		
AP	Langho FC	1	3	
AP	Longridge Leisure Centre	1	1	
AP	Mardale Playing Fields	4		
AP	Moorland School Limited	2		
AP	Oakhill College	3		
AP	Pimlico Road		1	
AP	Queen Elizabeth II Playing Fields	1	1	
AP	Ribblesdale High School And Technology College	4	2	
AP	Roefield Leisure Centre	4	6	
AP	Sabden	1		
AP	Salesbury C of E Primary School		1	
AP	Shawbridge (Clitheroe Fc)	1		



LOCAL AREA PLAN FOR FOOTBALL: RIBBLE VALLEY

Source	Site name	Senior football	Youth football	Mini football
AP	Simonstone CE		1	
AP	St Augustine's Roman Catholic High School	5	1	
AP	St Cecilia's Roman Catholic High School	2	3	
AP	St James CE School	1		
AP	St Marys CE School	3		
AP	St Marys RC School	2		
AP	St Marys Roman Catholic Primary School	1		
AP	SS Michael and Johns RC		1	
AP	St Wilfreds CE		1	
AP	St Wilfreds RCP		1	
AP	Stonyhurst College	3		
AP	Thorneyholme RC		1	
AP	The Holme	1		
AP	Waddington Playing Field	1		
AP	Waddington & West Bradford C Of E Voluntary School		1	
AP	West Bradford Playing Field		1	
AP	Whalley C of E Primary School		1	
TOTAL		64	43	

(PPS=Playing Pitch Strategy, AP=Active Places)

- ❑ Of the 46 sites in the Borough with grass pitches, 25 (54%) are school sites. This could mean that access to these pitches is significantly restricted. CAS data indicates that competitive league matches are played at Moorland School and Oakhill College. This suggests that 52 pitches located on school sites are not used by the community.
- ❑ Roefield Leisure Centre has 10 pitches and is the only large multi-pitch site in the Borough. The others are Mardale Playing Fields and Edisford Playing Fields.
- ❑ Although there are no dedicated mini-soccer pitches located in the Borough, it is likely that mini-soccer is played across youth and senior pitches. For example, examination of the CAS data suggests that mini-soccer is played at Edisford Playing Fields, Waddington Playing Fields and Oakhill College.
- ❑ There are 25 single pitch sites in the Borough. This equates to over half (54%) of the total number of pitch sites in the Borough.

Key issue for further exploration

Is there sufficient access to pitches located on school sites? To what extent are these sites used? Mini-soccer appears to be played across both senior and youth pitches. Is this the case? Is demand at this level reduced by the absence of appropriate facilities? There are three main multi-pitch sites in the Borough - is this reflected in the maintenance and/or quality of these sites?



LOCAL AREA PLAN FOR FOOTBALL: RIBBLE VALLEY

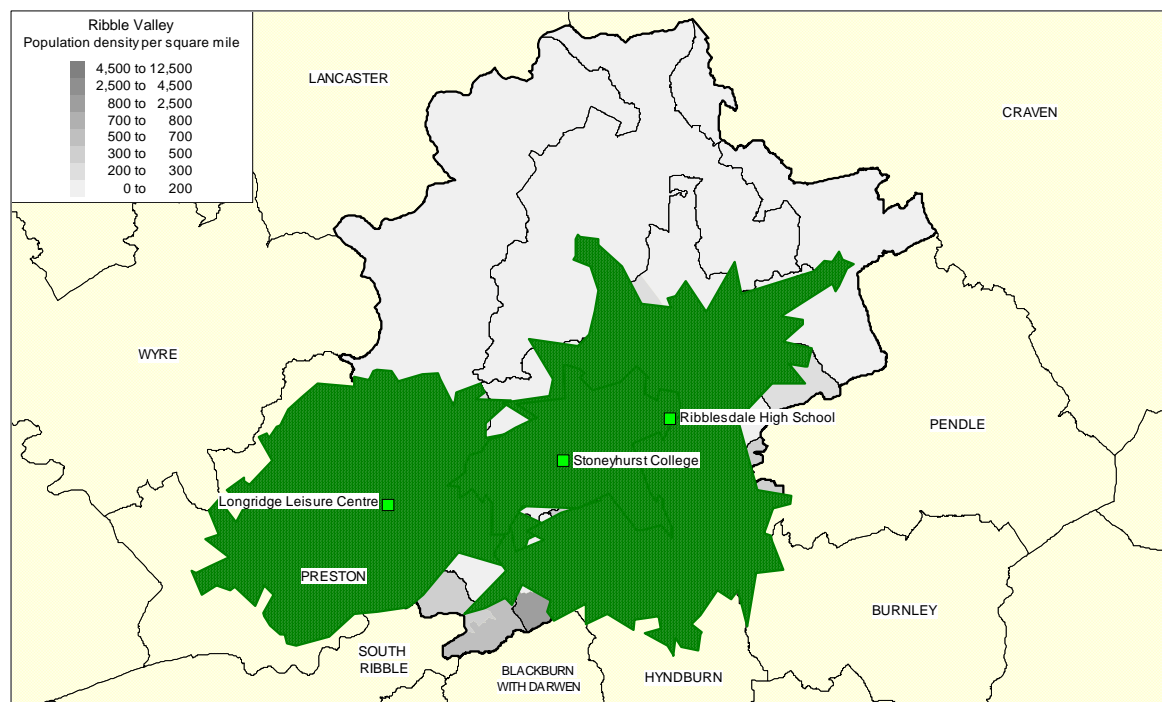
Training facilities

The table below details the range and availability of synthetic turf pitches (STPs) in Ribble Valley. The map illustrates the location and coverage of provision with a 15-minute drivetime.

Table 11: Training facilities in Ribble Valley

Site Name	Size	Type	Changing	Floodlights	Managed	Cost
Longridge Leisure Centre	57x93	Sand-based	Yes	Yes	In-house	£51 – full size £26.50 – half size
Ribblesdale High School	60x100	Sand-based	Yes	No	School (in-house)	
Stonyhurst College	60x100	Water-based	Yes	Yes	College (in-house)	

Figure 6 – Map of STPs in Ribble Valley with 15 minute drivetime



Key issue for further exploration

The mapping shows that only the rural northern area is not covered by STP provision. Does the football community in Ribble Valley have sufficient access to training provision? Is there a need for further provision to cater for this and/or mini-soccer requirements?



LOCAL AREA PLAN FOR FOOTBALL: RIBBLE VALLEY

Football Foundation capital funding

To date, there have been no successful Football Foundation applications in Ribble Valley.

Key issue for further exploration

Why have there not been any Football Foundation applications for funding? What has been the role of the LFP and Football Development Group in Ribble Valley?

There is one project in Ribble Valley for which pre-applications have been submitted to the Football Foundation.

Table 12 – list of 'projects pending' in Ribble Valley

Applicant	Project description	Cost impact
St. Augustine's Primary School (Wilpshire Wanderers)	Pitch drainage	£150,000
Pendle Forest JFC	New changing facilities and pitch drainage	£1,500,000

Building Schools for the Future

Fylde is in Waves 13-15 of BSF. This means that, effectively, work is not due to commence on any new builds or refurbishments in the next 10 years.



LOCAL AREA PLAN FOR FOOTBALL: RIBBLE VALLEY

APPENDIX 1 – LOCAL AREA PLAN OUTLINE

This appendix outlines a skeleton Local Area Plan for Ribble Valley. It is based on the information and key issues identified in this report. It is suggested as a starting point to stimulate further development of the issues identified in this report.

The outline plan below must be developed locally and presented back to the County FA and FA within an agreed timeframe. Please liaise with representatives of the County FA and Regional FA staff as appropriate.

Table 13 – Skeleton Local Area Plan for Ribble Valley

Ref	Area	Issue	Possible action	Targeted outcome	Actions Req'd	Resources	Timescale
1	Clubs	Only two youth clubs in Ribble Valley have senior teams.	Work with youth clubs to establish senior sections to facilitate player progression.	Reduction in player 'drop-out' at U16 level.			
		The majority of adult clubs in the Borough only have one team.	Target adult clubs to forge links with youth clubs.				
		Clitheroe Wolves uses six separate sites for it matches.	Through the football development group, work with the Council to locate one site to accommodate all play at the club.	Creation of a one-site club environment to support youth player development in the Borough.			
		<i>Other general issues MH?</i>					
		<i>Other general issues MH?</i>					
		<i>Other general issues MH?</i>					
2	Teams	There are only four girls' teams at youth level.	Work with clubs to establish at least one girls team in each club.	Increased opportunities in clubs for girls.			



LOCAL AREA PLAN FOR FOOTBALL: RIBBLE VALLEY

Ref	Area	Issue	Possible action	Targeted outcome	Actions Req'd	Resources	Timescale
		Sharp decrease in participation at U17 and U18 level.	<ul style="list-style-type: none"> ▪ Work with Blackburn, Darwen and Hyndburn League to support Ribble Valley based teams to play at U17/U18 level. ▪ Work with adult leagues in the area to explore the feasibility of an U21 structure. 	Clear progression from youth to intermediate football.			
		Are there any specific demographic issues preventing participation?					
		Is there sufficient provision for excluded groups?					
		<i>Other general issues MH?</i>					
		<i>Other general issues MH?</i>					
		<i>Other general issues MH?</i>					
3	Leagues	Mid-Lancashire League only has mini-soccer sections.	Work with Mid-Lancashire League to extend its provision to 11-a-side football.	Clear teams progression through the age groups which will enable the League to attract new teams.			



LOCAL AREA PLAN FOR FOOTBALL: RIBBLE VALLEY

Ref	Area	Issue	Possible action	Targeted outcome	Actions Req'd	Resources	Timescale
		Four leagues provide competition at U17 and/or U18 level, yet this is not reflected in the number of Ribble Valley teams competing at this level.	Create a fund, which teams can apply to, to support teams at U17 and U18 – possibly through subsidising affiliation costs, transport, kit, facility hire etc.	Removal of barriers that could restrict teams progressing from U16 level.			
		<i>Other general issues MH?</i>					
		<i>Other general issues MH?</i>					
4	Facilities	54% of pitch sites are schools.	Ensure that the Council has a policy on community use of sports facilities and that schools are facilitating usage by good quality, local clubs.	Clubs have access to pitch stock in the Borough.			
		No Football Foundation funding towards facilities to date.	Identify possible sites requiring improvement/remedial work.				
		No indicative quality assessment of facilities. Please validate the attached facilities list and apply an assessment of quality using the guidance in Appendix 2	Use guidance in Appendix 2 to conduct a quality assessment of facilities. This should be fed back to County FA for update	Updated REFF database of all local facilities			
5	Schools	Active/productive School Club Links programmes					
		<i>Other general issues</i>					



LOCAL AREA PLAN FOR FOOTBALL: RIBBLE VALLEY

Ref	Area	Issue	Possible action	Targeted outcome	Actions Req'd	Resources	Timescale
		<i>MH?</i>					
		<i>Other general issues MH?</i>					
6	Workforce	<i>Other general issues MH?</i>					
		<i>Other general issues MH?</i>					
		<i>Other general issues MH?</i>					
7	Social Inclusion	<i>Other general issues MH?</i>					
		<i>Other general issues MH?</i>					
8	Non- affiliated football	<i>Other general issues MH?</i>					
		<i>Other general issues MH?</i>					



LOCAL AREA PLAN FOR FOOTBALL: RIBBLE VALLEY

APPENDIX 2 – CLASSIFICATION CRITERIA FOR PITCHES AND CHANGING ROOMS

Type	FacType Definition	'Traffic Light' code		
		Red	Amber	Green
Pitches	A grass pitch that is marked out for at least part of the year as a pitch for a particular sport, upon which a match could be played.	Matches regularly postponed. Limited number of games possible each weekend. Little grass cover and undulations in the pitch. Evidence of surface water and no maintenance programme evident. Pitch and goal sizes not appropriate for the level of matches played. Goals are deemed unsafe.	Some matches postponed, no more than 2 games possible per weekend. Reasonable grass cover but poor drainage. Some maintenance evident, but not ideal. Adequate goal and pitch sizes. Goals in need of attention.	No matches postponed, flat pitches with good grass cover. Can serve 3 matches or more per weekend through the season. Good drainage with evidence of an implemented maintenance plan. Good pitch and goal sizes. Goals are compliant with British Standards.
Changing rooms	All styles of changing rooms to be included. Can the changing rooms accommodate girls/children as well as male adults?	Lighting and cleanliness sub-standard. Changing room layout non-compliant with showers and toilets outside of the changing rooms. No hot water. No separate match officials changing rooms. Number of changing rooms totally inappropriate to the number of pitches. No storage areas or spectator toilets. Modular building that maybe at the end of its lifespan.	Adequate levels of cleanliness, layouts not ideally complying with modern day standards. In need of some refurbishment in future years. Number of changing rooms to pitches tolerable but not ideal. No social area and storage just acceptable.	Compliant designs with Child Protection and wet/dry issues taken onboard. Showers & toilets internal to changing rooms, with hot water. Separate match officials' changing rooms with own toilets and showers. Well lit, clean and well maintained. Number of changing rooms appropriate for the number of pitches. Spectator toilets. Possibility of a social area. Good storage evident.



LOCAL AREA PLAN FOR FOOTBALL: RIBBLE VALLEY

APPENDIX 3 - REFF SUMMARY OF CLUB/TEAMS/LEAGUES/HOME GROUNDS

The table below is a summary of the information currently held on CAS. It is this information that should be verified against local knowledge.

Name of club	Age	League	Ground	Town
AFC Longridge	Open	Lancashire Evening Post Sunday	Mardale Playing Fields	Longridge
Blackburn Rovers Ladies F.C.	Open	FA Women's Premier League	Blackburn Rovers Football Academy	Blackburn
Blackburn Rovers Ladies F.C.	U14	Lancashire F.A. Girls	Blackburn Rovers Football Academy	Blackburn
Blackburn Rovers Ladies F.C.	U16	Lancashire F.A. Girls	Blackburn Rovers Football Academy	Blackburn
Chatburn F.C.	Open	Craven District FA	Chatburn Playing Fields	Chatburn
Dog Music and Sports Bar F.C.	Open	Harry Dewhurst Memorial League	Roefield, (Edisford, Clitheroe)	Clitheroe
Chipping Junior F.C.	U10	Mid Lancashire Colts J F Leagu	St Marys CE	Preston
Rimington F.C.	Open	East Lancashire League	Coulthurst Jubilee Field	Clitheroe
Rimington F.C.	Open	East Lancashire League	Coulthurst Jubilee Field	Clitheroe
Clitheroe F.C.	Open	Northern Premier League	Shawbridge (Clitheroe FC)	Clitheroe
Clitheroe FC Ladies	Open	Lancashire F.A. Girls	Waddington Playing Field	Waddington
Clitheroe Lions F.C.	Open	Devonshire Carpets Craven & Di	Roefield Playing Fields	Clitheroe
Clitheroe Royal British Legion F.C.	Open	East Lancashire Football Leagu	Waddington Playing Field	Waddington
Clitheroe Wolves F.C.	U10	Accrington & District Training	Edisford CP	Clitheroe
Clitheroe Wolves F.C.	U10	North Valley Youth League	Waddington Playing Field	Waddington
Clitheroe Wolves F.C.	U12	Preston City Football Developm	West Bradford Playing Field	Clitheroe
Clitheroe Wolves F.C.	U13	Warburton Youth League	Waddington Playing Field	Waddington
Clitheroe Wolves F.C.	U13	Accrington & District Training	Waddington Playing Field	Waddington
Clitheroe Wolves F.C.	U14	Warburton Youth League	Waddington Playing Field	Waddington
Clitheroe Wolves F.C.	U14	Accrington & District Training	West Bradford Playing Field	Clitheroe
Clitheroe Wolves F.C.	U14	Warburton Youth League	Waddington Playing Field	Waddington



LOCAL AREA PLAN FOR FOOTBALL: RIBBLE VALLEY

Name of club	Age	League	Ground	Town
Clitheroe Wolves F.C.	U14	North Valley Youth League	Waddington Playing Field	Waddington
Clitheroe Wolves F.C.	U15	Accrington & District Training	Edisford CP	Clitheroe
Clitheroe Wolves F.C.	U16	Accrington & District Training	Waddington Playing Field	Waddington
Clitheroe Wolves F.C.	U16	North Valley Youth League	Waddington Playing Field	Waddington
Clitheroe Wolves F.C.	U16	Blackburn, Darwen, Hyndburn &	Waddington Playing Field	Waddington
Clitheroe Wolves F.C.	U17	Blackburn, Darwen, Hyndburn &	Waddington Playing Field	Waddington
Clitheroe Wolves F.C.	U9	Accrington & District Training	Edisford CP	Clitheroe
Longridge Town Junior F.C.	U10	Mid Lancashire Colts J F Leagu	higher college farm	longridge
Longridge Town Junior F.C.	U8	Mid Lancashire Colts J F Leagu	higher college farm	longridge
Longridge Town Junior F.C.	U9	Mid Lancashire Colts J F Leagu	higher college farm	longridge
Longridge Town F.C.	Open	Preston & District League	Kestor Lane Recreation Ground	Longridge
Longridge Town F.C.	Open	Preston & District League	Kestor Lane Recreation Ground	Longridge
Longridge Town F.C.	Open	Lancashire Evening Post Sunday	Kestor Lane Recreation Ground	Longridge
Grindleton F.C.	Open	Devonshire Carpets Craven & Di	Grindleton Playing Fields	Clitheroe
Grindleton F.C.	Open	Devonshire Carpets Craven & Di	Grindleton Playing Fields	Clitheroe
Horseshoe F.C.	Open	Pendle Charity League	The Holme	Clitheroe
Whalley Juniors F.C.	U15	Blackburn, Darwen, Hyndburn &	Calderstones	Whalley
Whalley Juniors F.C.	U18	Blackburn, Darwen, Hyndburn &	Calderstones	Whalley
Clitheroe Wolves F.C.	U11	Accrington & District Training	moorland school	Clitheroe
Clitheroe Wolves F.C.	U12	Blackburn, Darwen, Hyndburn &	moorland school	Clitheroe
Sabden F.C.	Open	East Lancashire Football Leagu	Nutter Barn Field	Clitheroe
Clitheroe Wolves F.C.	U10	Accrington & District Training	Oakhill College	Clitheroe
Clitheroe Wolves F.C.	U11	North Valley Youth League	Oakhill College	Clitheroe
Clitheroe Wolves F.C.	U9	Accrington & District Training	Oakhill College	Clitheroe
Clitheroe Wolves F.C.	U8	Blackburn, Darwen, Hyndburn &	Penwortham Holme	Preston
Clitheroe Wolves F.C.	U8	Blackburn, Darwen, Hyndburn &	Penwortham Holme	Preston
Longridge Town Junior F.C.	U11	Central Lancashire Junior Leag	Mardale Playing Fields	Longridge



LOCAL AREA PLAN FOR FOOTBALL: RIBBLE VALLEY

Name of club	Age	League	Ground	Town
Longridge Town Junior F.C.	U12	Central Lancashire Junior Leag	Mardale Playing Fields	Longridge
Longridge Town Junior F.C.	U13	Central Lancashire Junior Leag	Mardale Playing Fields	Longridge
Longridge Town Junior F.C.	U14	Central Lancashire Junior Leag	Mardale Playing Fields	Longridge
Longridge Town Junior F.C.	U16	Central Lancashire Junior Leag	Mardale Playing Fields	Longridge
Longridge Town Junior F.C.	U18	Central Lancashire Junior Leag	Mardale Playing Fields	Longridge
Low Moor F.C.	Open	Harry Dewhurst Memorial League	Waddington Playing Field	Waddington
Whalley Juniors F.C.	U10	Blackburn, Darwen, Hyndburn &	Calderstones	Whalley
Whalley Juniors F.C.	U10	Blackburn, Darwen, Hyndburn &	Calderstones	Whalley
Whalley Juniors F.C.	U12	Blackburn, Darwen, Hyndburn &	Calderstones	Whalley
Whalley Juniors F.C.	U13	Blackburn, Darwen, Hyndburn &	Calderstones	Whalley
Whalley Juniors F.C.	U14	Blackburn, Darwen, Hyndburn &	Calderstones	Whalley
Whalley Juniors F.C.	U9	Blackburn, Darwen, Hyndburn &	Calderstones	Whalley
Ribchester Junior F.C.	U10	NULL	Ribchester Recreation Ground	Ribchester, Preston
Ribchester Junior F.C.	U10	NULL	Ribchester Recreation Ground	Ribchester, Preston
Ribchester Junior F.C.	U10	NULL	Ribchester Recreation Ground	Ribchester, Preston
Ribchester Junior F.C.	U11	NULL	Ribchester Recreation Ground	Ribchester, Preston
Ribchester Junior F.C.	U7	NULL	Ribchester Recreation Ground	Ribchester, Preston
Ribchester Junior F.C.	U7	NULL	Ribchester Recreation Ground	Ribchester, Preston
Ribchester Junior F.C.	U8	NULL	Ribchester Recreation Ground	Ribchester, Preston
Ribchester Junior F.C.	U9	NULL	Ribchester Recreation Ground	Ribchester, Preston
Ribchester Junior F.C.	U9	NULL	Ribchester Recreation Ground	Ribchester, Preston
Langho F.C.	Open	East Lancashire Football Leagu	Rydings	Langho, Blackburn
Langho F.C.	Open	East Lancashire Football Leagu	Rydings	Langho, Blackburn
Langho F.C.	U10	Blackburn, Darwen, Hyndburn &	Rydings	Langho, Blackburn
Langho F.C.	U11	Accrington & District Training	Rydings	Langho, Blackburn
Langho F.C.	U16	Blackburn, Darwen, Hyndburn &	Rydings	Langho, Blackburn
Langho F.C.	U7	Blackburn, Darwen, Hyndburn &	Rydings	Langho, Blackburn



LOCAL AREA PLAN FOR FOOTBALL: RIBBLE VALLEY

Name of club	Age	League	Ground	Town
Langho F.C.	U7	Blackburn, Darwen, Hyndburn &	Rydings	Langho, Blackburn
Langho F.C.	U8	Blackburn, Darwen, Hyndburn &	Rydings	Langho, Blackburn
Langho F.C.	U9	Blackburn, Darwen, Hyndburn &	Rydings	Langho, Blackburn
Langho F.C.	U9	Blackburn, Darwen, Hyndburn &	Rydings	Langho, Blackburn
Readstone United Junior F.C.	U15	North Valley Youth League	Roefield, (Edisford, Clitheroe)	Clitheroe
Readstone United Junior F.C.	U16	Blackburn, Darwen, Hyndburn &	Roefield, (Edisford, Clitheroe)	Clitheroe
Readstone United Junior F.C.	U8	North Valley Youth League	Read / St Johns C E Primary School	Padiham
Readstone United Junior F.C.	U9	North Valley Youth League	Read / St Johns C E Primary School	Padiham
Hurst Green F.C.	Open	East Lancashire Football Leagu	Smithy Road Ground	Hurst Green, Clitheroe
Hurst Green F.C.	Open	East Lancashire Football Leagu	Smithy Road Ground	Hurst Green, Clitheroe
Waddington F.C.	Open	Devonshire Carpets Craven & Di	Twitter Lane Playing Fields	Clitheroe
Waddington F.C.	Open	Devonshire Carpets Craven & Di	Waddington Playing Field	Waddington
WFC Clitheroe	Open	Devonshire Carpets Craven & Di	Roefield Playing Fields	Clitheroe

